


# Welcome to Year 1

Dolphins and Starfish

# Introduction to the team

## Dolphins



- Miss Campbell

## Starfish



- Mr Elliott
- Miss Pearce (Tuesdays)

## LSAs

- Mrs Wynn - LSA
- Miss Hughes - LSA
- Miss Jenner - LSA



# Jewell's Vision and Values



**SELF-WORTH**



**ENGAGEMENT**



**PURPOSE**

# Jewell Learning Skills

*Teamwork*

*Honesty*

*Resilience*

*Courage*

*Independence*

*Kindness*



Settling in

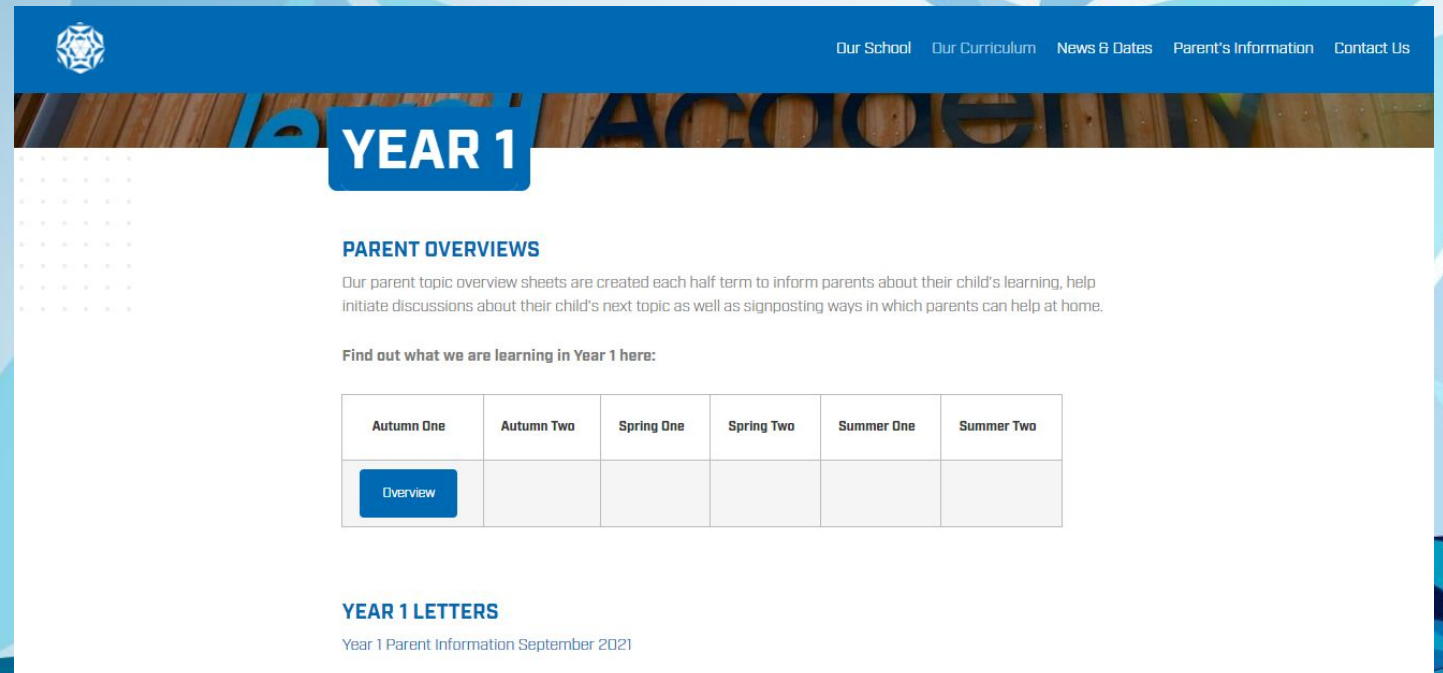
Week one activities

- Class Charter
- Self portraits
- Henri Rousseau




# Communication


- Our E-mail address: [year1@jewell-aspirations.org](mailto:year1@jewell-aspirations.org)
- Website: <https://www.jewell-aspirations.org/our-curriculum/year-1/>
- Newsletters
- Tapestry
- Follow us....

A screenshot of the Jewell Academy website's Year 1 parent overview page. The page has a blue header with a school logo and navigation links: 'Our School', 'Our Curriculum', 'News & Dates', 'Parent's Information', and 'Contact Us'. Below the header is a banner with the text 'YEAR 1' in white on a blue background. The main content area is white and features a section titled 'PARENT OVERVIEWS' with a sub-header 'PARENT OVERVIEWS'. The text below states: 'Our parent topic overview sheets are created each half term to inform parents about their child's learning, help initiate discussions about their child's next topic as well as signposting ways in which parents can help at home.' Below this is a link 'Find out what we are learning in Year 1 here:'. A table follows with columns for 'Autumn One', 'Autumn Two', 'Spring One', 'Spring Two', 'Summer One', and 'Summer Two'. The 'Autumn One' column has a blue button labeled 'Overview'. Below the table is a section titled 'YEAR 1 LETTERS' with the text 'Year 1 Parent Information September 2021'.




# Curriculum overview





**Jewell Academy Bournemouth**  
an Aspirations Academy

## Local Heroes



Dear Parents/Carers,  
In our new topic we will be taking on the role of a travel agent for our local area around the school. We will be looking at direction, seasons and local features in order to tempt visitors to Townsend.

### OUR DRIVING QUESTION:

How do we, as travel agents, persuade people to visit Townsend?

**AS READERS:** We will be focussing on our phonics skills, particularly, Phase 5. We will also be enjoying the books 'We're Going on a Bear Hunt' and 'Dogger'.

**AS MATHEMATICIANS:** We will be developing our understanding of:  
Place value with in 10.  
Addition and subtraction within 10.

**AS WRITERS:** We will be developing:-  
Forming and writing sentences.  
Using phonics to spell words.  
Adapting a story from one we know.

**AS GEOGRAPHERS and SCIENTISTS:** We will be learning about:  
Autumn and what makes it special.  
Compass directions (N, S, E, W)

**AS COMPUTER SCIENTISTS:** We will be looking at the importance of being safe online and how to do this.

**AS CITIZENS:** We will be learning how to work well with others and take responsibility for our own actions.

**AS ARTISTS:** We will be learning to mix primary colours to create an autumn picture.  
We will also be learning about the work of Andy Goldsworthy.

**AS ATHLETES:** we will continue to maintain our fitness, agility and coordination with invasion games using dodging, running, and working on our balance skills in gymnastics.

We really appreciate the work that you do with your child(ren) at home. If you have any concerns/problems with accessing home learning, please talk to your class teacher.

## YEAR 1 AUTUMN TERM 1

### WEEKLY HOME LEARNING:

Reading (10 mins each night)  
Lesa - once a week  
Bug club - once a week  
Numbots - once a week.  
Please ask your class teacher if you need assistance with usernames/passwords. These will be given to you next week.

### HOME LEARNING TOPIC PROJECT:

To make a model of a place in Townsend. This can be made from:  
Junk / Recycling  
Lego  
Natural materials etc  
To be in school by Wednesday 28th October.

### KEY VOCABULARY:

autumn	summer
climate	sunshine
cloud	symbol
freezing	temperature
frosty	thunderstorm
ice	warm
rainy	weather
month	wind
puddle	windy
rain	winter
season	The months of the year
spring	



# Local Heroes - Project based learning

Directed Question:

**How do we, as travel agents, persuade people to visit Townsend?**

We will be creating a poster

If you are able to volunteer to help us with a local walk on the afternoon of Wednesday 22<sup>nd</sup>, please can you sign the sheet at the end of this meeting.





# Local Heroes - Project based learning

## Home learning topic project

To make a model of a place in  
Townsend. This can be made  
from

Junk / Recycling

Lego

Natural materials etc

To be in school by Wednes-  
day 20th October.



# Foundation subjects

- RE
- PE
- Art
- Computing
- Science
- History
- Geography
- French
- Music



# Forest school fun







Beginning/ end of school day

8.30- 9.00 drop off.

15.00 pick up.



# Uniform

**Monday** – Wear PE Kit in for PE

**Tuesday** – Wear PE Kit in for Forest School. Please can the children also have a pair of wellies/old shoes in a named bag in school during the term as we will be doing regular wellie walks as part of our curriculum.

**Wednesday** – Wear PE Kit in for PE

**Thursday and Friday** – School uniform. Reception uniform acceptable until the end of Autumn term in December. Shirts, ties and blazers to be worn from the start of Spring term 1 in January 2022.

# Uniform – PE Kit

Turquoise polo shirt with school logo (the same as they wear at present)

Turquoise sweatshirt with school logo/school jumper

Black shorts or jogging bottoms

Black plimsolls

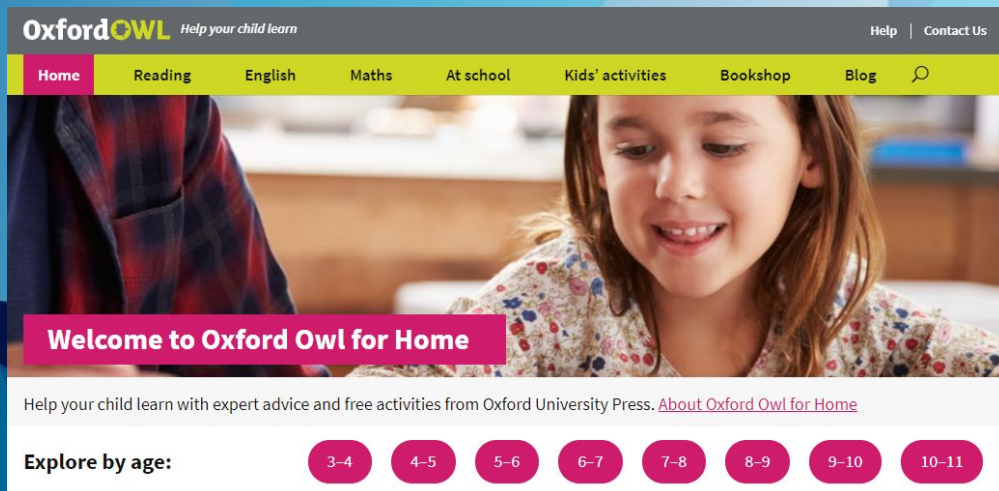
If your child has earrings please ensure they are taken out or taped up for when they come in on a PE day.

**Please ensure all uniform, bags, shoes, etc are correctly marked with your child's name.**



# Reading at home

- Books coming home
- Please sign reading record
- Reading for pleasure
  - Castlepoint library
  - Oxford Owl <https://www.oxfordowl.co.uk/>



# Online Learning

- Same username and password for all online learning.





# Rewards

- Green and Red ladders
- Jewell of the Week
- Housepoints
- Principal awards
- Marvellous ME



The background is an abstract composition of various-sized triangles in shades of blue and white. The triangles are arranged in a way that creates a sense of depth and movement, with some triangles pointing towards the center and others pointing outwards. The overall effect is a modern, geometric pattern.

# Any questions?

**Jewell Academy Bournemouth**  
an Aspirations Academy