



Driving Question:

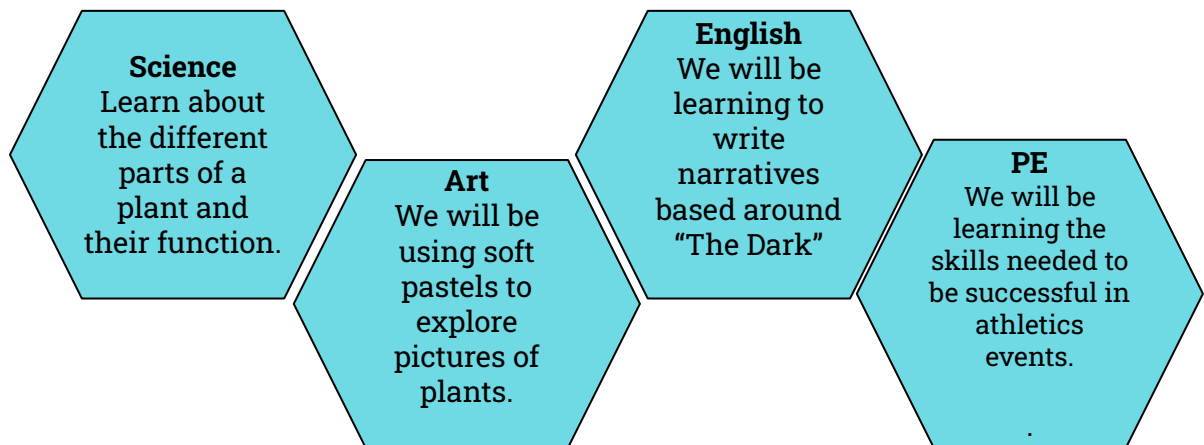
How can we, as botanists, communicate clearly how to grow and care for plants?

Launch:

We will be planting seeds and looking after them. We will be considering all the things a plant needs to grow healthily.

Overview:

In our new topic, we will be taking on the role of botanists. We will be planting different types of seeds and designing and making seed packets that inform others how to care for their plant.



Vocabulary:

Plant
Root
Stem
Flower
Leaves
Growth
Seed Dispersal
Pollination

Learning conversations to have at home:

Create.

Plant different seeds at home. Maybe plant some seeds that you can eat like cress or herbs.

Discuss with your child how to plant seeds and look after plants.

Look at different plants when you are out walking. Discuss whether they were planted by humans or nature.

Topic Home learning:

Choose your activity!
Create a still life picture of a plant of your choice, using your favourite art materials.
Create a poster that labels and describes the function of the plant.
Plant a seed that grows quickly and bring it into school to show your classmates.

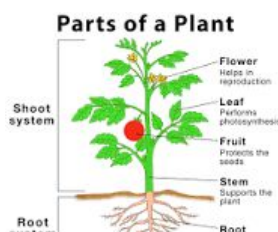
On or before: Friday 17th May 2024

Future Careers:

We will be talking to a botanist about how they help others learn how to look after plants.

Landing:

We will be presenting our seed packets to parents at the end of the half term.




Reading

This term our key text is 'The Dark' by Lemony Snicket. The story is an empowering story about conquering your fears.

Can you think of a time that you have had to conquer your fears?

How does the child conquer his fear of the dark?



What is your favourite part of the story?

Which Jewell learning skills do the characters demonstrate?

English

- ★ Narrative writing focus
- ★ Using adverbs and adjectives to add description
- ★ Poetry

How can you help at home?

- At home or out and about, encourage children to come up with different adjectives to describe what you see.
- Read a range of poems or poetry books and look at how they are structured.

Maths

- ★ Fractions
- ★ Time
- ★ Money
- ★ Times tables

How can you help at home?

- Encourage your child to practice their times tables for 10 mins a day on TTRockstars.
- Using our knowledge of time, why not create a timetable for your activities in the evenings or at weekends.

Science

We are learning about the importance of plants and how they function.

History

We are learning about the local history of Bournemouth and the surrounding areas.

Music

We are learning about disco music as a part of developing understanding of how different genres of music are used.

Computing

We are learning how to keep our personal information safe online, including how to log in and out of websites and apps correctly.

Art

We are learning how to use soft pastels to engaging images of our natural surroundings.

PSHE

We are learning about relationships with our friends and how these can help us to be good citizens.

Physical Education

We are taking part in a number of striking and fielding sports where we will focus on catching, throwing and batting.

Physical Education

We are also be taking part in a number of athletic events to prepare ourselves for sports day in Summer Term 2.

Spanish

We are learning how to write and pronounce a range of vegetables in our Spanish lessons.

Religious Education

We are studying Hinduism to try to answer our key question: How can Brahman be everywhere and in everything?

Dates for the diary

Bank Holiday Monday 6th May